



# Five Year Capital Improvement Plan

FISCAL YEAR 2018 – 2022

---

## Section I – Executive Summary

- Capital Improvement Plan Information Sheet

### Dashboards

- Total Five Year CIP
- Total New Projects
- Total Vehicles & Equipment
- Total Repair/Replace/Maintain Assets
- Total Repair/Replace/Maintain Vehicles & Equipment
- FY 2018 by Category
- FY 2019 by Category
- FY 2020 by Category
- FY 2021 by Category
- FY 2022 by Category
- Unscheduled by Category

## Section II – Department/Office Submittals

1. Emergency Management
2. Engineering
3. Facilities
4. Fair
5. Fire/EMS Fund 11
6. Fire/EMS Fund 13
7. Housing Department
8. Integrated Solid Waste & Recycling
9. Information Technology
10. Parks & Recreation
11. Pathways
12. Planning & Building
13. Public Health
14. Road & Levee
15. Sheriff
16. Sheriff – E911



# CAPITAL IMPROVEMENT PLAN

## PURPOSES OF CAPITAL IMPROVEMENT PLANNING

- Ensure the timely and systematic repair and replacement of aging infrastructure.
- To forecast capital needs for the near and long term future to serve as a guide in making budgetary decisions.
- Identify the most economical and efficient means of timing and financing capital improvements.
- Provide an opportunity for public input in the budget and financing process.
- Help to eliminate unanticipated, poorly planned, or unnecessary capital expenditures along with potential increases in tax rates, user fees, etc. to cover the associated expenses.
- Ensure that patterns of growth and development are consistent with the comprehensive plan.
- To strike a balance between desired public improvements and the County's ability to provide financial resources.

## What is a CIP?

A capital improvement plan (CIP) is a community planning and fiscal management tool used to coordinate the location, timing, and financing of capital improvements over a multi-year period. Capital improvements are tangible and intangible assets acquired for use in operations that will benefit more than a single fiscal period (normally a useful life of 2-5 years). Typical examples are land, improvements to land, easements, water rights, buildings, building improvements, vehicles, machinery, equipment, infrastructure, and various intangible assets. The CIP includes a description of proposed capital improvement projects ranked by priority, a year-by-year schedule of expected project funding, and an estimate of project costs and funding sources. The CIP is a working document and is updated annually to reflect changing community needs, priorities, and funding opportunities.

## What is it used for?

### Annual Capital Budgeting

Preparation of the CIP and annual budget are closely linked but the documents are separate and distinct. The CIP is intended only as a forecasting tool and does not in any way appropriate funds to the projects outlined within. Those projects and financing sources identified in the CIP are not authorized until incorporated into the annual budget as Capital Projects and legally adopted. The CIP serves only as a guide for future planning and is subject to ongoing review and modification.

### Plan Implementation

The CIP is a powerful tool for implementing a community's comprehensive plan, strategic plan, and other planning documents.

---

*The capital improvement plan is used to identify, prioritize, and identify potential funding sources for major capital expenditures such as land, buildings, public infrastructure, vehicles, and equipment.*

---

## CIP IN TETON COUNTY

Nearly all Teton County expenditures fall into one of two broad categories - operations and capital. While the total of operational expenditures tends to be relatively consistent year-over-year, the amount expended for capital can vary widely. As a result, having some preview of potential capital requests on the horizon can be very beneficial in long-term planning efforts. Seeing capital projections as a whole package allows decision-makers to prioritize those requests, to identify potentially "heavy" expenditure years and adjust project timelines accordingly to allow for a more consistent (year-over-year) outflow of funding, and to attempt to schedule expenditures to correspond with times of complementary revenue receipts. The CIP is intended to serve as a forecasting tool that can help to inform its readers and guide decision-making in this regard.

The CIP in Teton County is broken into four primary categories; new projects and assets, new vehicles and equipment, repair/replacement/maintenance of assets, and repair/replacement/maintenance of vehicles and equipment. The distinction between the "new" and "repair/replacement/maintenance" categories allows for the relatively quick ability to differentiate between those projects intended to maintain the status quo, and those which indicate some degree of expansion or growth for the County.

The presence of the CIP can also help our community to achieve other financial goals such as securing a good credit rating (thus lowering borrowing rates), promoting economic development, avoiding unexpected expenditures, and competing more successfully for state or federal funds.

## APPROVING AND FUNDING A CAPITAL IMPROVEMENT

Approval of and funding for capital improvements happens during the budget process itself. Teton County Offices/Departments/Divisions normally submit a Capital Budget Request Form as part of their annual budget request. Those capital expenditures which are approved are normally reflected in the Capital Project budget, although jointly-funded departments and special revenue funds are handled slightly differently. A variety of funding mechanisms may be used to fund individual projects, such as sales tax revenue, special purpose excise tax monies, property taxes, user fees, impact fees, special assessments, grants or bonds.

### WHAT IS A CAPITAL IMPROVEMENT?

- Capital improvements are tangible and intangible assets acquired for use in operations that will benefit more than a single fiscal period.
- Common examples of capital expenditures include:
  - \* Land
  - \* Improvements to land
  - \* Easements
  - \* Water Rights
  - \* Buildings
  - \* Building improvements
  - \* Vehicles
  - \* Machinery
  - \* Equipment
  - \* Infrastructure
  - \* Other intangible assets
- **Teton County further defines a Capital Improvement as having a useful life of at least two years, and costing \$5000 or more.** When determining cost of a capital asset, ancillary charges necessary to place the asset in its intended location (e.g., freight charges) and/or to place it in its intended condition for use (e.g., installation and site preparation charges) should be included.
- In Teton County, capital assets that cost less than \$5000 and/or have a useful life of less than two years are considered operational and should be accounted for in the applicable Department / Division budget.

**Teton County Wyoming Capital Improvement Plan  
FY 2018-2022**

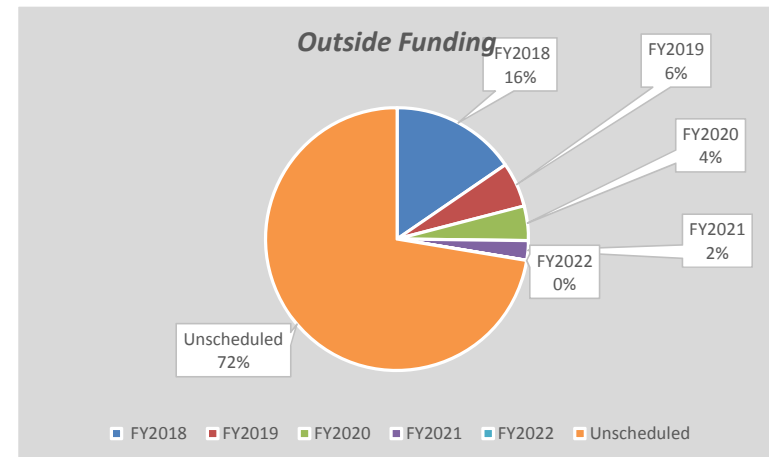
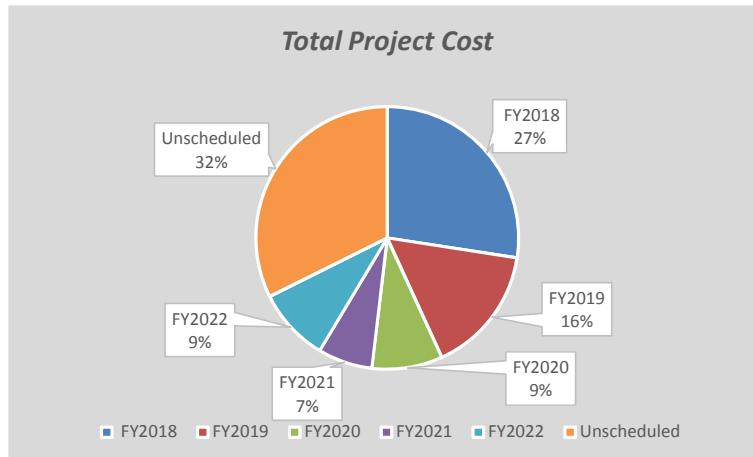
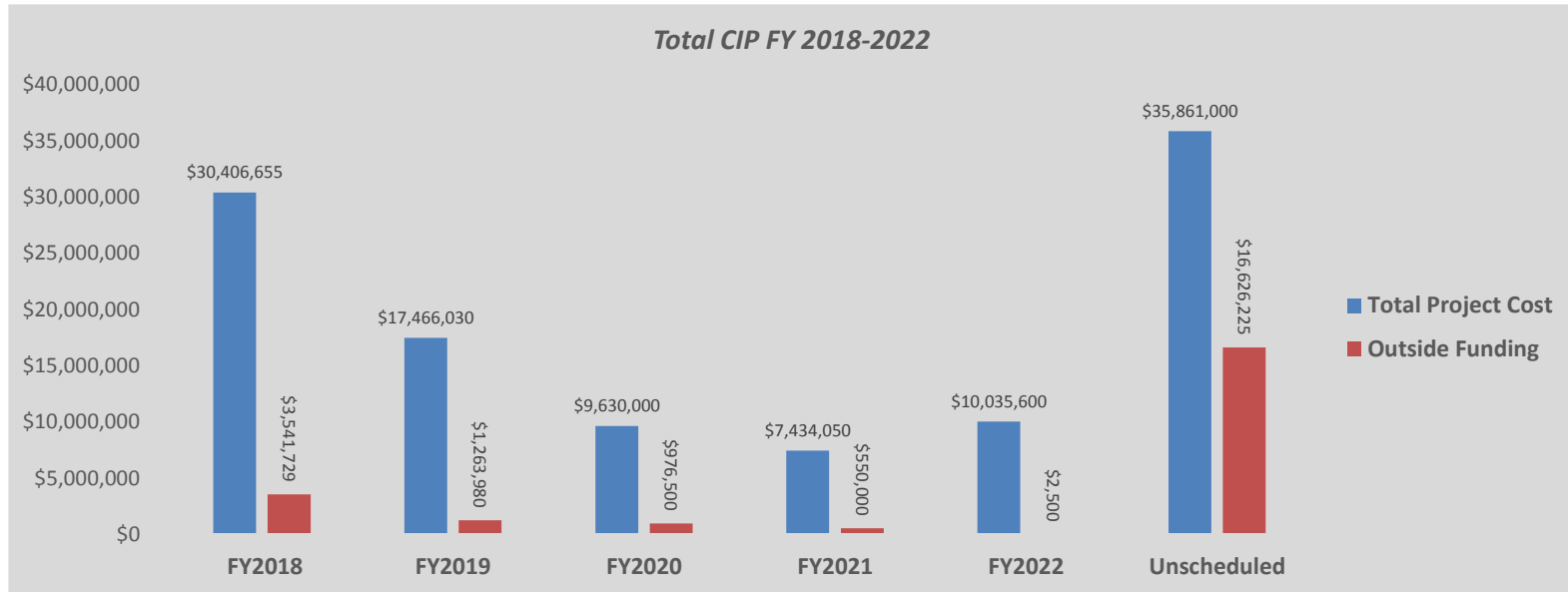
**TOTAL FIVE YEAR CAPITAL IMPROVEMENT PLAN**

	<b>FY2018</b>	<b>FY2019</b>	<b>FY2020</b>	<b>FY2021</b>	<b>FY2022</b>	<b>Unscheduled</b>
<b>Emergency Mgmt</b>	\$128,000	\$102,500	\$22,500	\$19,000	\$10,000	\$10,000
<b>Engineer</b>	\$6,633,072	\$3,950,000	\$4,000,000	\$1,650,000	\$3,500,000	\$0
<b>Facilities</b>	\$547,500	\$770,000	\$265,000	\$370,000	\$4,450,000	\$60,000
<b>Housing</b>	\$1,000,000	\$0	\$0	\$0	\$0	\$0
<b>IT</b>	\$119,800	\$124,000	\$161,400	\$98,950	\$10,000	\$0
<b>Pathways</b>	\$3,181,599	\$480,000	\$535,000	\$265,000	\$265,000	\$750,000
<b>Planning</b>	\$28,000	\$28,000	\$0	\$28,000	\$0	\$0
<b>Public Health</b>	\$0	\$26,000	\$0	\$26,000	\$7,500	\$0
<b>Road &amp; Levee</b>	\$2,400,000	\$4,865,000	\$1,655,000	\$1,255,000	\$0	\$0
<b>Sheriff</b>	\$592,530	\$271,780	\$310,280	\$284,280	\$310,280	\$0
<b>Fund 11 - Fire Fund</b>	\$6,736,870	\$1,000,550	\$600,820	\$635,820	\$110,820	\$16,100,000
<b>Fund 13 - Fire EMS</b>	\$358,000	\$189,000	\$309,000	\$145,000	\$0	\$0
<b>Fund 16 - Sheriff Comm</b>	\$143,000	\$0	\$20,000	\$0	\$16,000	\$0
<b>Fund 19 - Parks &amp; Rec</b>	\$6,172,300	\$2,376,200	\$1,530,500	\$1,577,000	\$1,187,000	\$18,616,000
<b>Fund 30 - ISWR</b>	\$1,089,984	\$123,000	\$60,500	\$580,000	\$119,000	\$325,000
<b>Fund 32 - Fair</b>	\$1,276,000	\$3,160,000	\$160,000	\$500,000	\$50,000	\$0

**CIP SUMMARY**

	<b>FY2018</b>	<b>FY2019</b>	<b>FY2020</b>	<b>FY2021</b>	<b>FY2022</b>	<b>Unscheduled</b>
<b>Total Project Cost</b>	\$30,406,655	\$17,466,030	\$9,630,000	\$7,434,050	\$10,035,600	\$35,861,000
<b>Outside Funding</b>	\$3,541,729	\$1,263,980	\$976,500	\$550,000	\$2,500	\$16,626,225
<b>Net Cost to County</b>	<b>\$26,864,926</b>	<b>\$16,202,050</b>	<b>\$8,653,500</b>	<b>\$6,884,050</b>	<b>\$10,033,100</b>	<b>\$19,234,775</b>

**Teton County Wyoming Capital Improvement Plan  
FY 2018-2022**



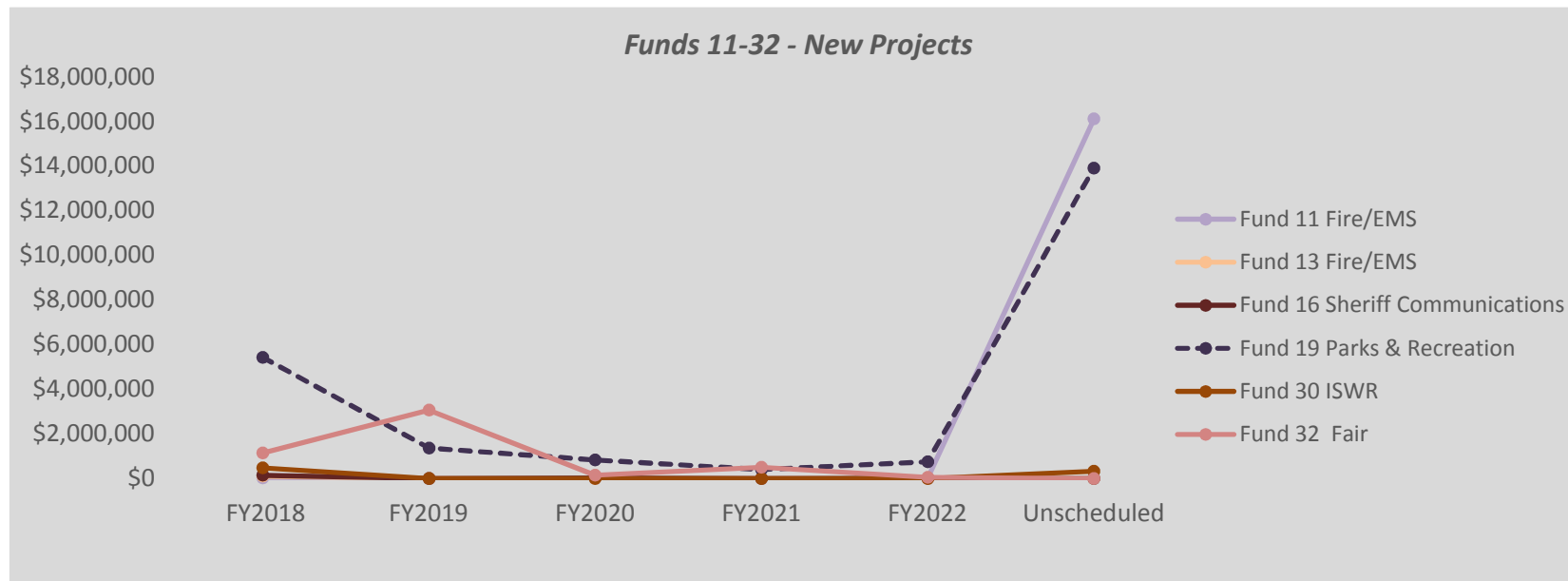
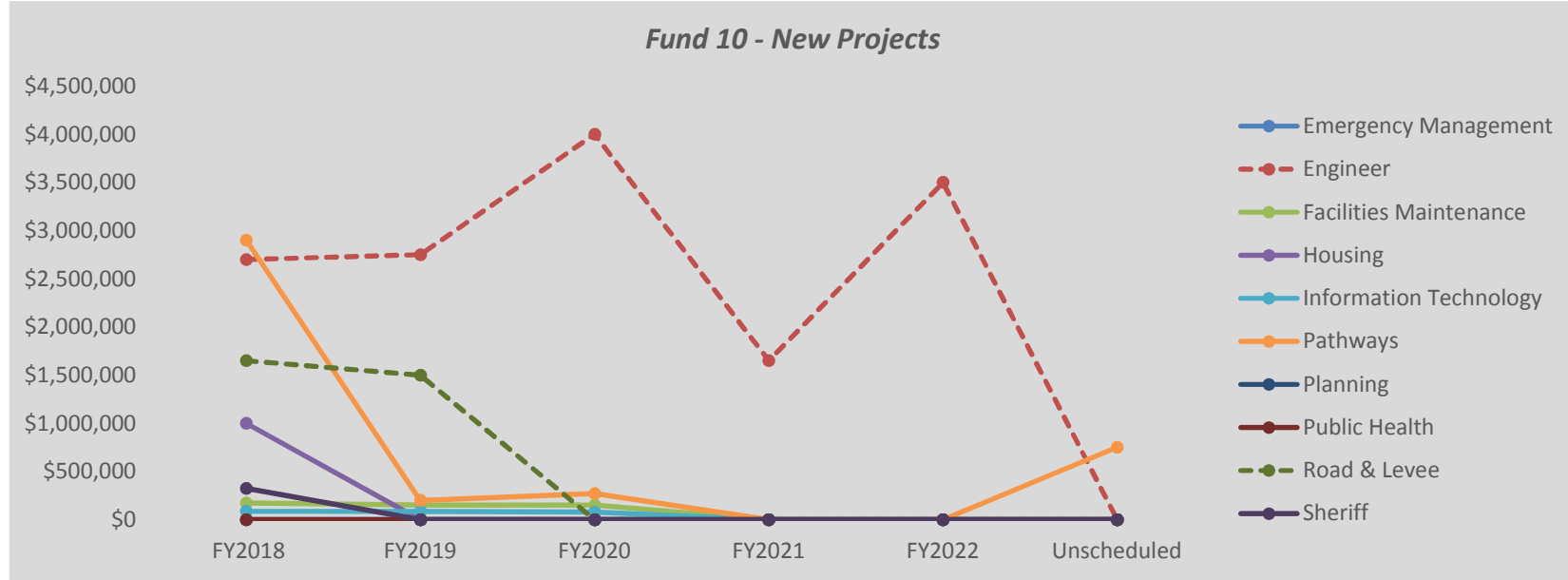
**Teton County Capital Improvement Plan  
Category Dashboard**

**New Projects**

		<b>FY2018</b>	<b>FY2019</b>	<b>FY2020</b>	<b>FY2021</b>	<b>FY2022</b>	<b>Unscheduled</b>
	<b>Emergency Management</b>	\$0	\$0	\$0	\$0	\$0	\$0
	<b>Engineer</b>	\$2,700,000	\$2,750,000	\$4,000,000	\$1,650,000	\$3,500,000	\$0
	<b>Facilities Maintenance</b>	\$173,000	\$150,000	\$150,000	\$0	\$0	\$0
	<b>Housing</b>	\$1,000,000	\$0	\$0	\$0	\$0	\$0
<b>Fund 10</b>	<b>Information Technology</b>	\$87,000	\$85,000	\$78,000	\$0	\$0	\$0
	<b>Pathways</b>	\$2,901,599	\$200,000	\$270,000	\$0	\$0	\$750,000
	<b>Planning</b>	\$0	\$0	\$0	\$0	\$0	\$0
	<b>Public Health</b>	\$0	\$0	\$0	\$0	\$0	\$0
	<b>Road &amp; Levee</b>	\$1,650,000	\$1,500,000	\$0	\$0	\$0	\$0
	<b>Sheriff</b>	\$325,000	\$0	\$0	\$0	\$0	\$0
<b>Fund 11</b>	<b>Fire/EMS</b>	\$23,000	\$0	\$0	\$0	\$0	\$16,100,000
<b>Fund 13</b>	<b>Fire/EMS</b>	\$100,000	\$0	\$0	\$0	\$0	\$0
<b>Fund 16</b>	<b>Sheriff Communications</b>	\$143,000	\$0	\$20,000	\$0	\$16,000	\$0
<b>Fund 19</b>	<b>Parks &amp; Recreation</b>	\$5,424,000	\$1,360,000	\$830,000	\$400,000	\$750,000	\$13,900,000
<b>Fund 30</b>	<b>ISWR</b>	\$474,804	\$0	\$0	\$0	\$0	\$325,000
<b>Fund 32</b>	<b>Fair</b>	\$1,145,000	\$3,060,000	\$150,000	\$500,000	\$50,000	\$0
	<b>Subtotal</b>	<b>\$16,146,403</b>	<b>\$9,105,000</b>	<b>\$5,498,000</b>	<b>\$2,550,000</b>	<b>\$4,316,000</b>	<b>\$31,075,000</b>

**Teton County Capital Improvement Plan  
Category Dashboard**

**New Projects**



**Teton County Capital Improvement Plan  
Category Dashboard**

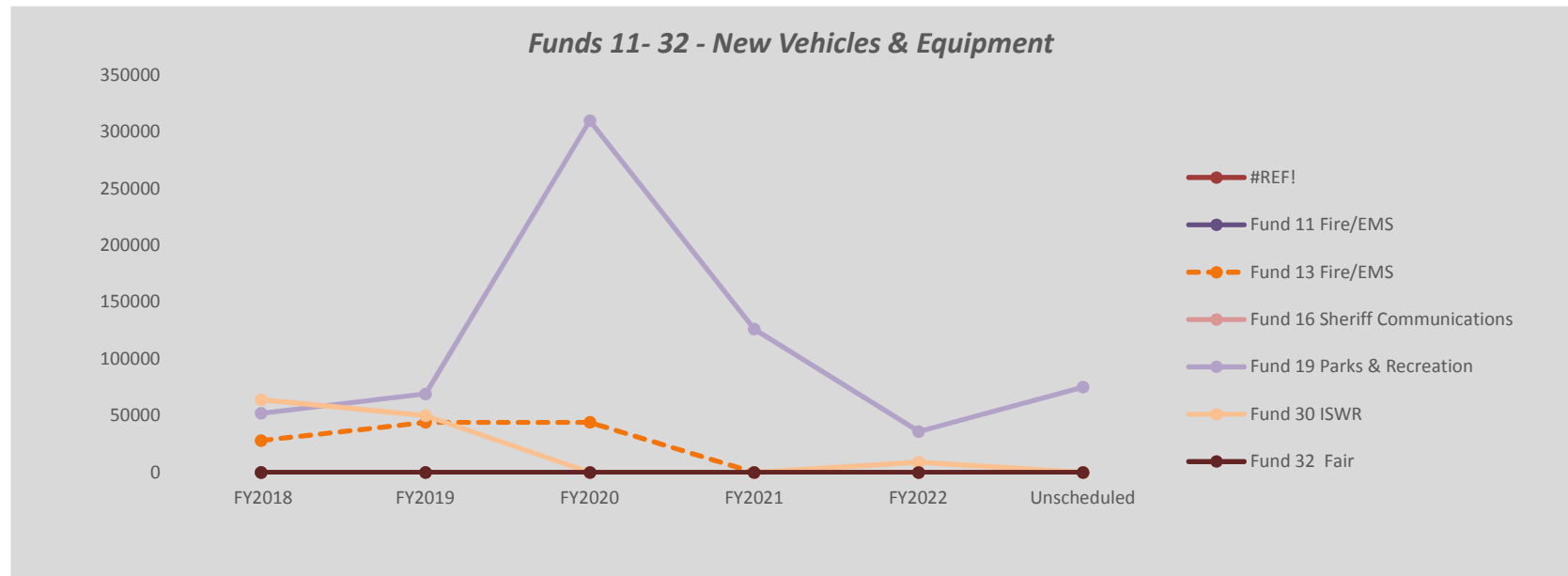
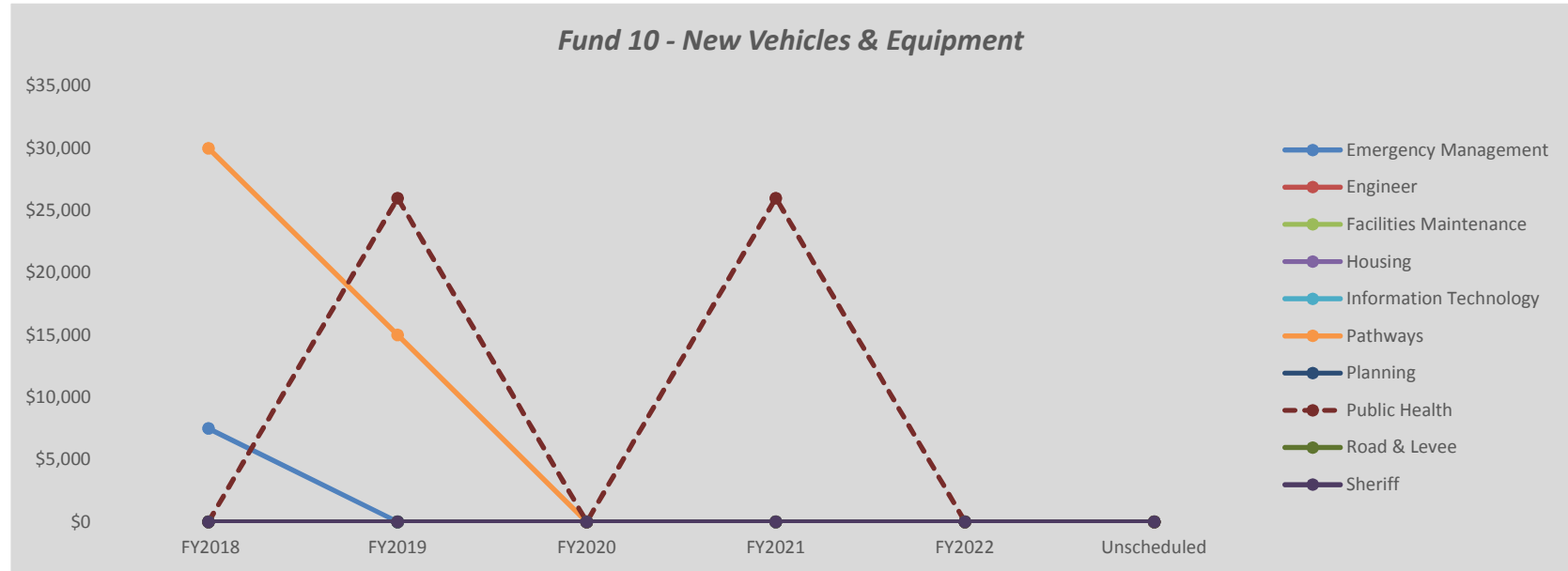
**New Vehicles & Equipment**

		<b>FY2018</b>	<b>FY2019</b>	<b>FY2020</b>	<b>FY2021</b>	<b>FY2022</b>	<b>Unscheduled</b>
<b>Fund 10</b>	<b>Emergency Management</b>	\$7,500	\$0	\$0	\$0	\$0	\$0
	<b>Engineer</b>	\$0	\$0	\$0	\$0	\$0	\$0
	<b>Facilities Maintenance</b>	\$0	\$0	\$0	\$0	\$0	\$0
	<b>Housing</b>	\$0	\$0	\$0	\$0	\$0	\$0
	<b>Information Technology</b>	\$0	\$0	\$0	\$0	\$0	\$0
	<b>Pathways</b>	\$30,000	\$15,000	\$0	\$0	\$0	\$0
	<b>Planning</b>	\$0	\$0	\$0	\$0	\$0	\$0
	<b>Public Health</b>	\$0	\$26,000	\$0	\$26,000	\$0	\$0
	<b>Road &amp; Levee</b>	\$0	\$0	\$0	\$0	\$0	\$0
	<b>Sheriff</b>	\$0	\$0	\$0	\$0	\$0	\$0
<b>Fund 11</b>	<b>Fire/EMS</b>	\$0	\$0	\$0	\$0	\$0	\$0
<b>Fund 13</b>	<b>Fire/EMS</b>	\$28,000	\$44,000	\$44,000	\$0	\$0	\$0
<b>Fund 16</b>	<b>Sheriff Communications</b>	\$0	\$0	\$0	\$0	\$0	\$0
<b>Fund 19</b>	<b>Parks &amp; Recreation</b>	\$52,000	\$69,000	\$309,500	\$126,000	\$36,000	\$75,000
<b>Fund 30</b>	<b>ISWR</b>	\$64,000	\$50,000	\$0	\$0	\$9,000	\$0
<b>Fund 32</b>	<b>Fair</b>	\$0	\$0	\$0	\$0	\$0	\$0
		<b>\$181,500</b>	<b>\$204,000</b>	<b>\$353,500</b>	<b>\$152,000</b>	<b>\$45,000</b>	<b>\$75,000</b>

# Teton County Capital Improvement Plan

## Category Dashboard

### New Vehicles & Equipment



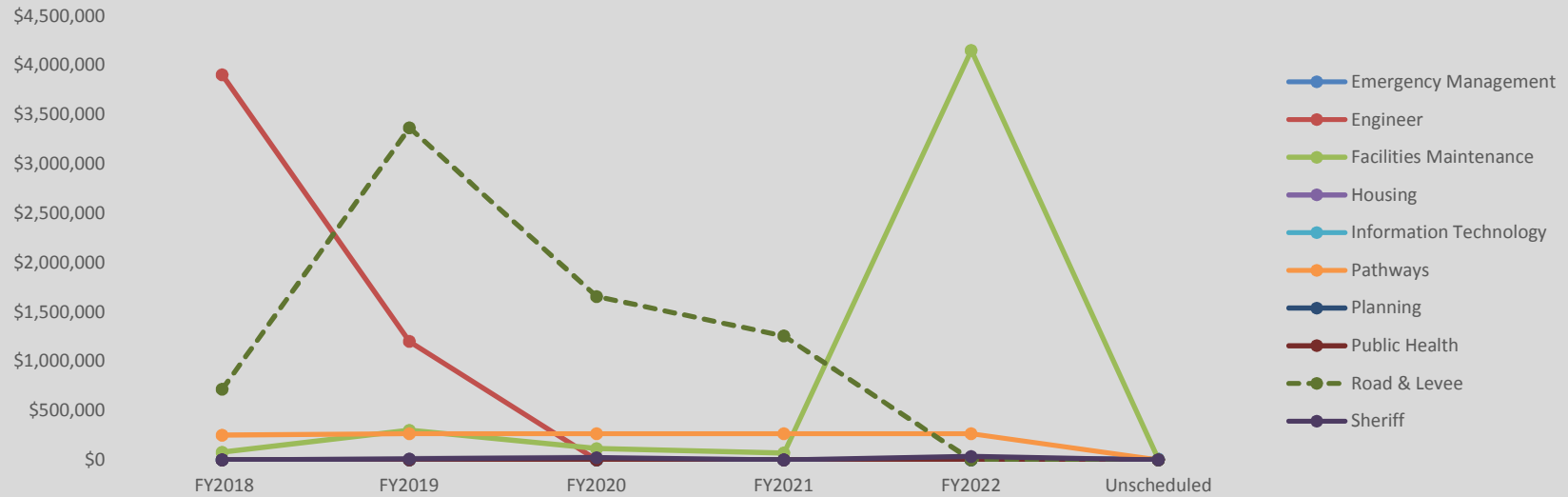
**Teton County Capital Improvement Plan  
Category Dashboard**

		<b>Repair/Replace/Maint Assets</b>					
		<b>FY2018</b>	<b>FY2019</b>	<b>FY2020</b>	<b>FY2021</b>	<b>FY2022</b>	<b>Unscheduled</b>
<b>Fund 10</b>	<b>Emergency Management</b>	\$0	\$0	\$0	\$0	\$10,000	\$10,000
	<b>Engineer</b>	\$3,903,072	\$1,200,000	\$0	\$0	\$0	\$0
	<b>Facilities Maintenance</b>	\$77,000	\$300,000	\$115,000	\$70,000	\$4,150,000	\$0
	<b>Housing</b>	\$0	\$0	\$0	\$0	\$0	\$0
	<b>Information Technology</b>	\$0	\$0	\$0	\$0	\$0	\$0
	<b>Pathways</b>	\$250,000	\$265,000	\$265,000	\$265,000	\$265,000	\$0
	<b>Planning</b>	\$0	\$0	\$0	\$0	\$0	\$0
	<b>Public Health</b>	\$0	\$0	\$0	\$0	\$7,500	\$0
	<b>Road &amp; Levee</b>	\$715,000	\$3,365,000	\$1,655,000	\$1,255,000	\$0	\$0
	<b>Sheriff</b>	\$0	\$10,000	\$22,000	\$0	\$35,280	\$0
<b>Fund 11</b>	<b>Fire/EMS</b>	\$6,255,000	\$0	\$0	\$0	\$0	\$0
<b>Fund 13</b>	<b>Fire/EMS</b>	\$230,000	\$145,000	\$265,000	\$145,000	\$0	\$0
<b>Fund 16</b>	<b>Sheriff Communications</b>	\$0	\$0	\$0	\$0	\$0	\$0
<b>Fund 19</b>	<b>Parks &amp; Recreation</b>	\$495,300	\$683,200	\$246,000	\$760,000	\$288,000	\$4,375,000
<b>Fund 30</b>	<b>ISWR</b>	\$307,080	\$0	\$5,000	\$0	\$0	\$0
<b>Fund 32</b>	<b>Fair</b>	\$ 40,000	\$0	\$10,000	\$0	\$0	\$0
		<b>\$12,272,452</b>	<b>\$5,968,200</b>	<b>\$2,583,000</b>	<b>\$2,495,000</b>	<b>\$4,755,780</b>	<b>\$4,385,000</b>

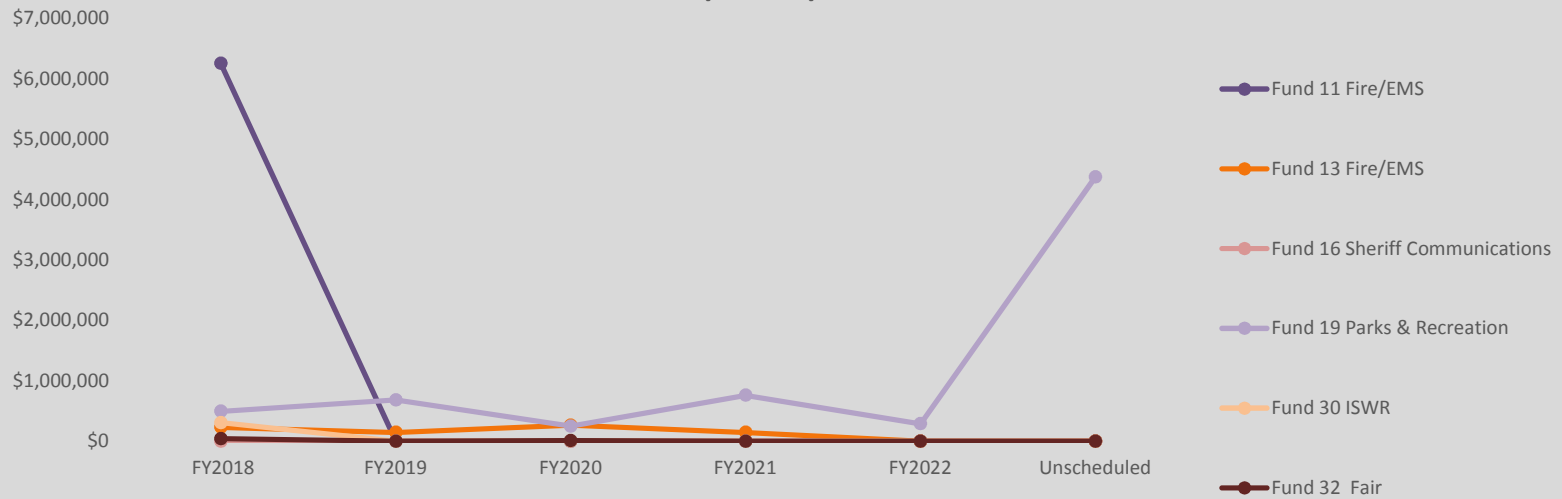
**Teton County Capital Improvement Plan  
Category Dashboard**

**Repair/Replace/Maint Assets**

**Fund 10 - Repair/Replace/Maint Assets**



**Fund 11-32 - Repair/Replace/Maint Assets**



**Teton County Capital Improvement Plan  
Category Dashboard**

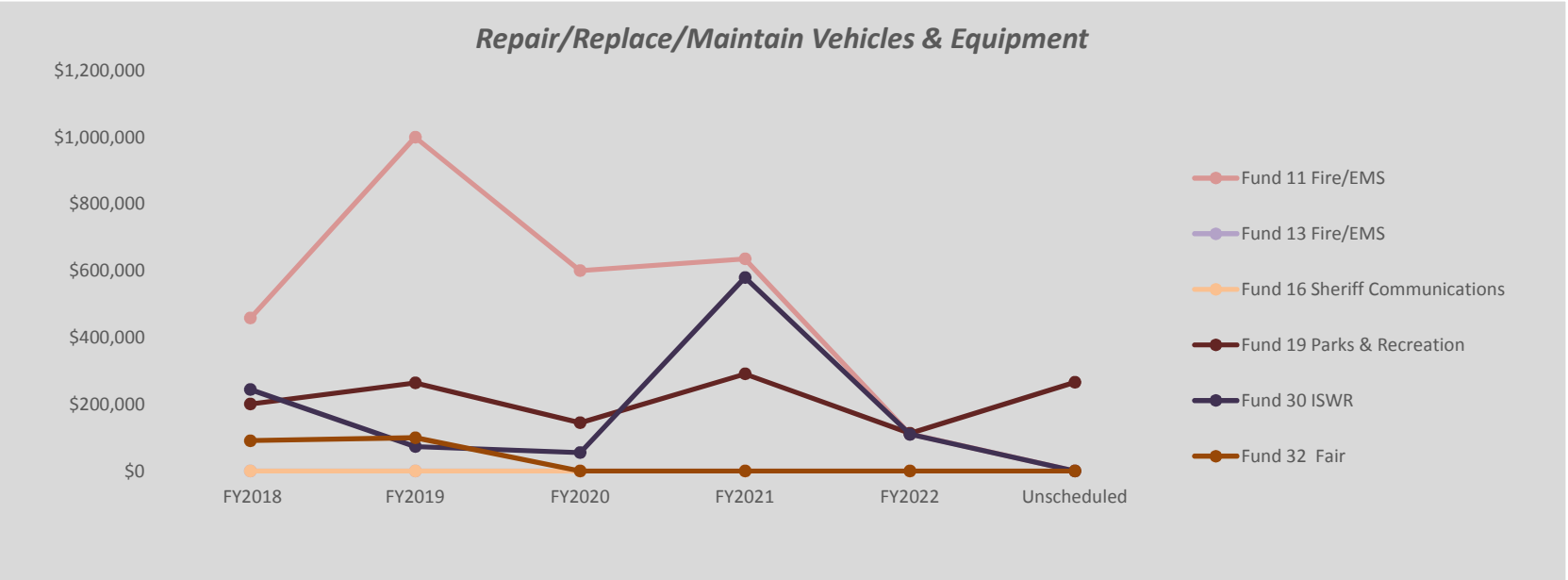
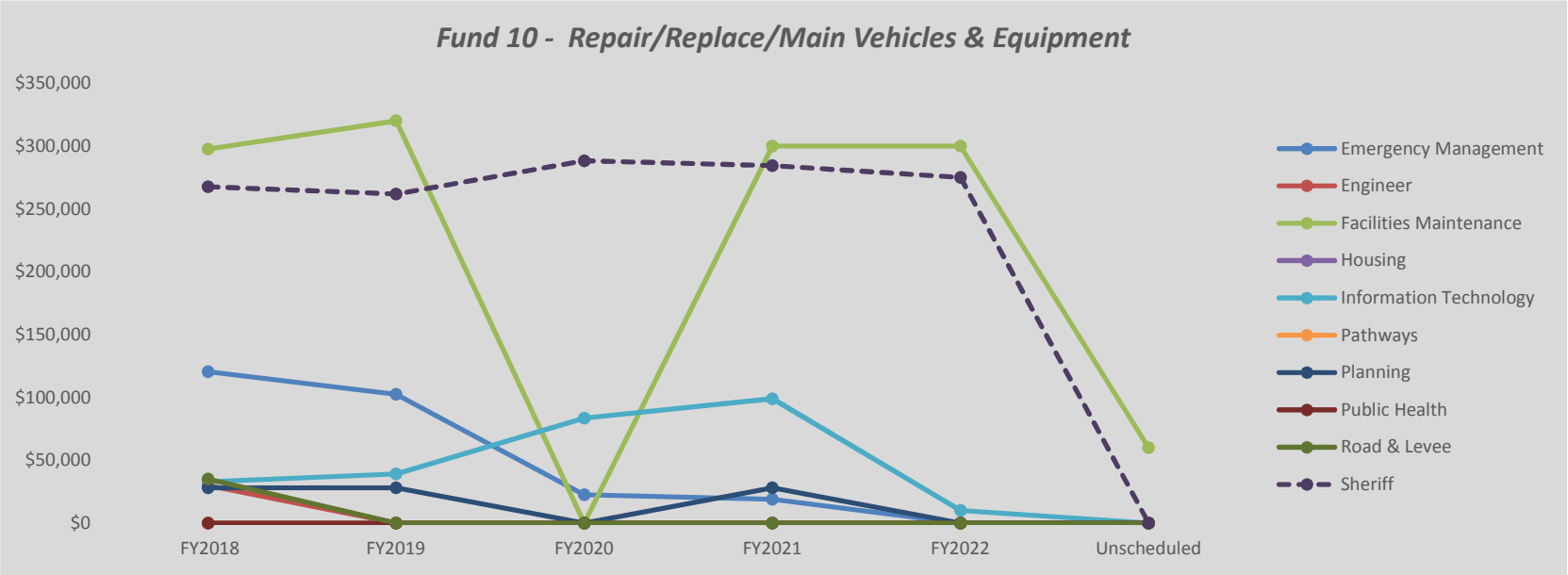
***Repair/Replace/Maint Vehicles & Equipment***

		<b><i>FY2018</i></b>	<b><i>FY2019</i></b>	<b><i>FY2020</i></b>	<b><i>FY2021</i></b>	<b><i>FY2022</i></b>	<b><i>Unscheduled</i></b>
<b><i>Fund 10</i></b>	<b><i>Emergency Management</i></b>	\$120,500	\$102,500	\$22,500	\$19,000	\$0	\$0
	<b><i>Engineer</i></b>	\$30,000	\$0	\$0	\$0	\$0	\$0
	<b><i>Facilities Maintenance</i></b>	\$297,500	\$320,000	\$0	\$300,000	\$300,000	\$60,000
	<b><i>Housing</i></b>	\$0	\$0	\$0	\$0	\$0	\$0
	<b><i>Information Technology</i></b>	\$32,800	\$39,000	\$83,400	\$98,950	\$10,000	\$0
	<b><i>Pathways</i></b>	\$0	\$0	\$0	\$0	\$0	\$0
	<b><i>Planning</i></b>	\$28,000	\$28,000	\$0	\$28,000	\$0	\$0
	<b><i>Public Health</i></b>	\$0	\$0	\$0	\$0	\$0	\$0
	<b><i>Road &amp; Levee</i></b>	\$35,000	\$0	\$0	\$0	\$0	\$0
	<b><i>Sheriff</i></b>	\$267,530	\$261,780	\$288,280	\$284,280	\$275,000	\$0
<b><i>Fund 11</i></b>	<b><i>Fire/EMS</i></b>	\$458,870	\$1,000,550	\$600,820	\$635,820	\$110,820	\$0
<b><i>Fund 13</i></b>	<b><i>Fire/EMS</i></b>	\$0	\$0	\$0	\$0	\$0	\$0
<b><i>Fund 16</i></b>	<b><i>Sheriff Communications</i></b>	\$0	\$0	\$0	\$0	\$0	\$0
<b><i>Fund 19</i></b>	<b><i>Parks &amp; Recreation</i></b>	\$201,000	\$264,000	\$145,000	\$291,000	\$113,000	\$266,000
<b><i>Fund 30</i></b>	<b><i>ISWR</i></b>	\$244,100	\$73,000	\$55,500	\$580,000	\$110,000	\$0
<b><i>Fund 32</i></b>	<b><i>Fair</i></b>	\$91,000	\$100,000	\$0	\$0	\$0	\$0
		<b><i>\$1,806,300</i></b>	<b><i>\$2,188,830</i></b>	<b><i>\$1,195,500</i></b>	<b><i>\$2,237,050</i></b>	<b><i>\$918,820</i></b>	<b><i>\$326,000</i></b>

# Teton County Capital Improvement Plan

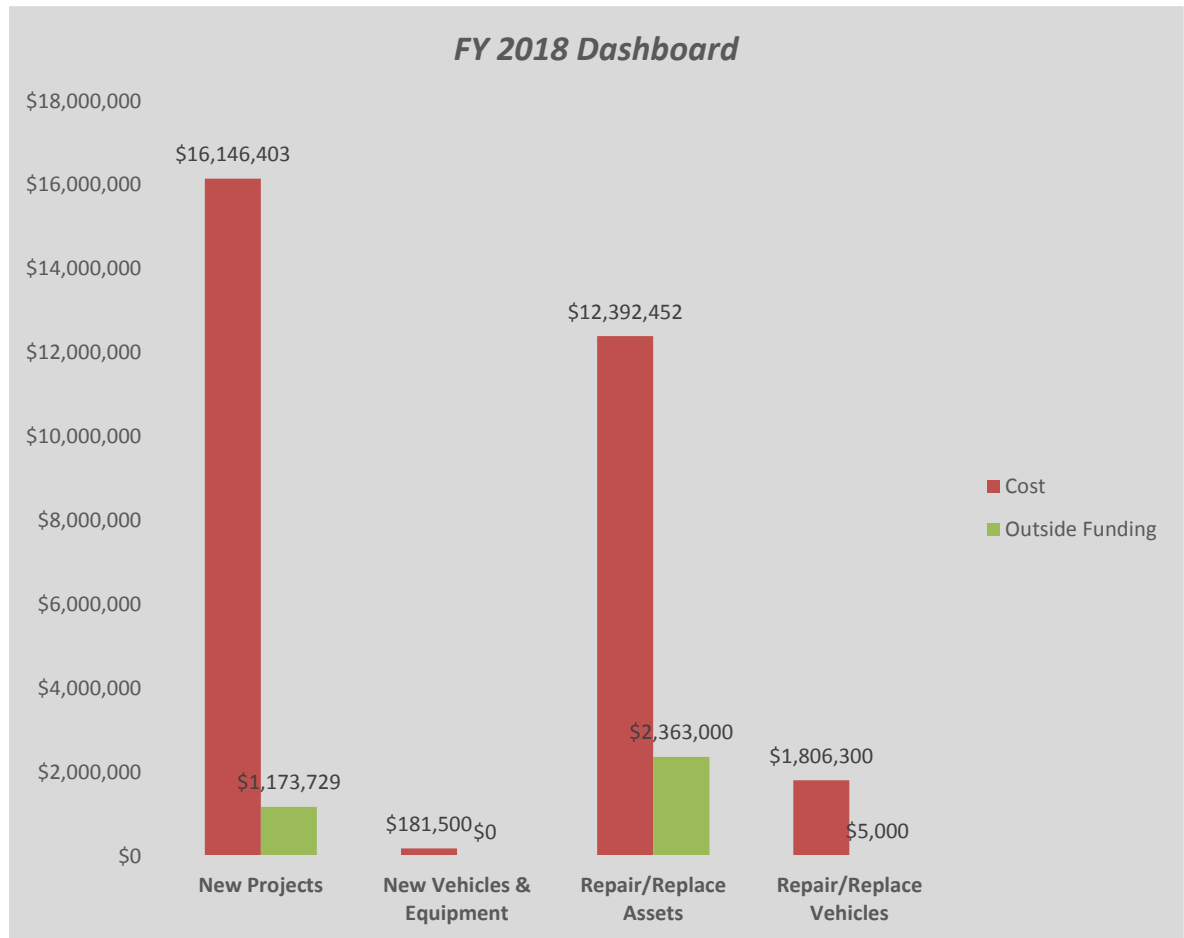
## Category Dashboard

### Repair/Replace/Maint Vehicles & Equipment



**Teton County Capital Improvement Plan  
FY 2018 Dashboard**

<b>FY 2018</b>	<b>Cost</b>	<b>Outside Funding</b>	<b>Net Cost</b>
<b>New Projects</b>	\$16,146,403	\$1,173,729	\$14,972,674
<b>New Vehicles &amp; Equipment</b>	\$181,500	\$0	\$181,500
<b>Repair/Replace Assets</b>	\$12,392,452	\$2,363,000	\$10,029,452
<b>Repair/Replace Vehicles</b>	\$1,806,300	\$5,000	\$1,801,300
<b>Total</b>	<b>\$30,526,655</b>	<b>\$3,541,729</b>	<b>\$26,984,926</b>



**Teton County Capital Improvement Plan  
FY 2018 Dashboard**

<b>FY2018 - New Projects</b>			
	<b>Cost</b>	<b>Outside Funding</b>	<b>Net Cost</b>
Emergency Management	\$0	\$0	\$0
Engineer	\$2,700,000	\$0	\$2,700,000
Facilities Maintenance	\$173,000	\$154,000	\$19,000
Housing	\$1,000,000	\$0	\$1,000,000
<b>Fund 10</b> Information Technology	\$87,000	\$0	\$87,000
Pathways	\$2,901,599	\$919,729	\$1,981,870
Planning	\$0	\$0	\$0
Public Health	\$0	\$0	\$0
Road & Levee	\$1,650,000	\$0	\$1,650,000
Sheriff	\$325,000	\$0	\$325,000
<b>Fund 11 - Fire/EMS</b>	\$23,000	\$0	\$23,000
<b>Fund 13 - Fire/EMS</b>	\$100,000	\$0	\$100,000
<b>Fund 16 - E911</b>	\$143,000	\$0	\$143,000
<b>Fund 19 - Parks &amp; Recreation</b>	\$5,424,000	\$100,000	\$5,324,000
<b>Fund 30 - ISWR</b>	\$474,804	\$0	\$474,804
<b>Fund 32 - Fair</b>	\$1,145,000	\$0	\$1,145,000
	<b>\$16,146,403</b>	<b>\$1,173,729</b>	<b>\$14,972,674</b>

<b>FY2018 - New Vehicles &amp; Equipment</b>			
	<b>Cost</b>	<b>Outside Funding</b>	<b>Net Cost</b>
Emergency Management	\$7,500	\$0	\$7,500
Engineer	\$0	\$0	\$0
Facilities Maintenance	\$0	\$0	\$0
Housing	\$0	\$0	\$0
<b>Fund 10</b> Information Technology	\$0	\$0	\$0
Pathways	\$30,000	\$0	\$30,000
Planning	\$0	\$0	\$0
Public Health	\$0	\$0	\$0
Road & Levee	\$0	\$0	\$0
Sheriff	\$0	\$0	\$0
<b>Fund 11 - Fire/EMS</b>	\$0	\$0	\$0
<b>Fund 13 - Fire/EMS</b>	\$28,000	\$0	\$28,000
<b>Fund 16 - E911</b>	\$0	\$0	\$0
<b>Fund 19 - Parks &amp; Recreation</b>	\$52,000	\$0	\$52,000
<b>Fund 30 - ISWR</b>	\$64,000	\$0	\$64,000
<b>Fund 32 - Fair</b>	\$0	\$0	\$0
	<b>\$181,500</b>	<b>\$0</b>	<b>\$181,500</b>

**Teton County Capital Improvement Plan**  
**FY 2018 Dashboard**

**FY 2018 - Repair/Replace/Maint - Assets**

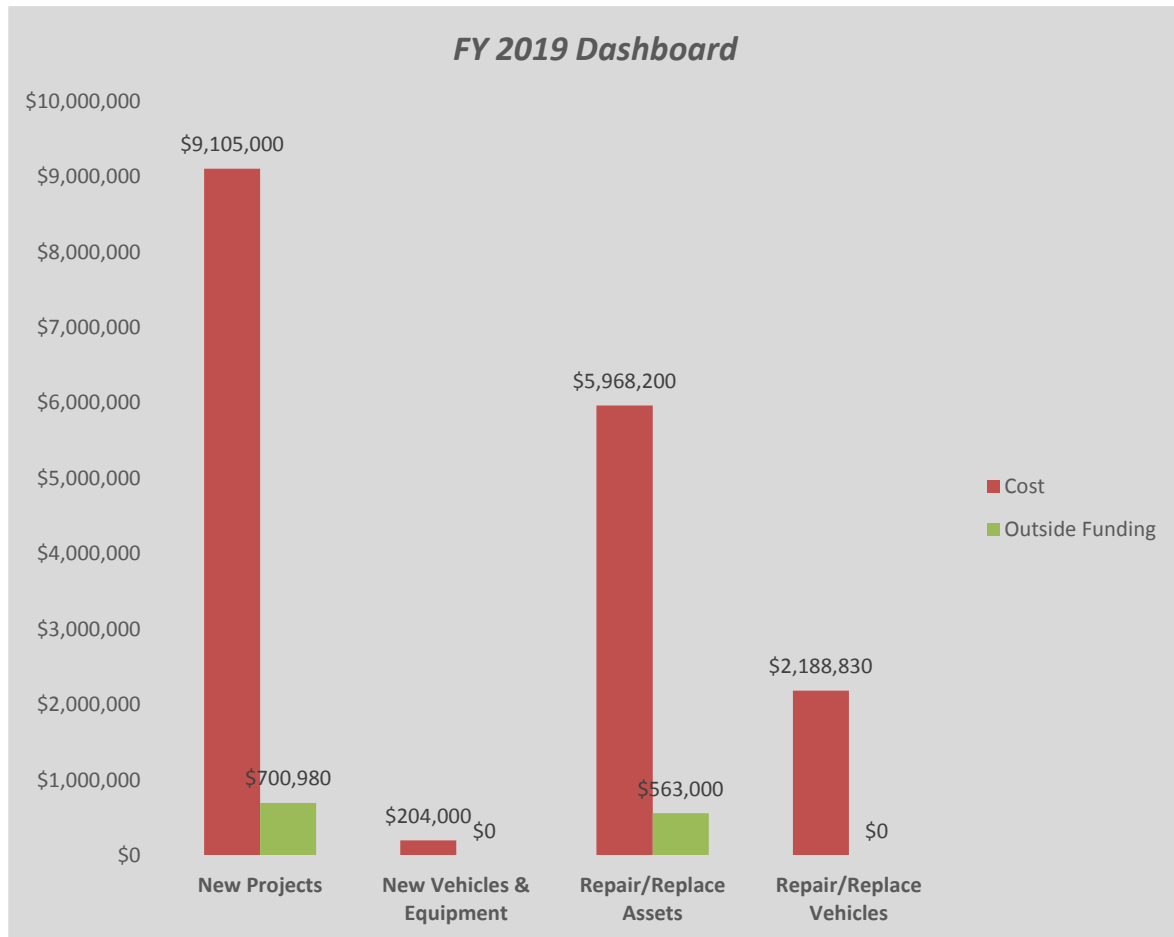
	<b>Cost</b>	<b>Outside Funding</b>	<b>Net Cost</b>
Emergency Management	\$0	\$0	\$0
Engineer	\$3,903,072	\$0	\$3,903,072
Facilities Maintenance	\$197,000	\$0	\$197,000
Housing	\$0	\$0	\$0
<b>Fund 10</b> Information Technology	\$0	\$0	\$0
Pathways	\$250,000	\$0	\$250,000
Planning & Building	\$0	\$0	\$0
Public Health	\$0	\$0	\$0
Road & Levee	\$715,000	\$20,000	\$695,000
Sheriff	\$0	\$0	\$0
<b>Fund 11 - Fire/EMS</b>	\$6,255,000	\$2,200,000	\$4,055,000
<b>Fund 13 - Fire/EMS</b>	\$230,000	\$0	\$230,000
<b>Fund 16 - E911</b>	\$0	\$0	\$0
<b>Fund 19 - Parks &amp; Recreation</b>	\$495,300	\$143,000	\$352,300
<b>Fund 30 - ISWR</b>	\$307,080	\$0	\$307,080
<b>Fund 32 - Fair</b>	\$40,000	\$0	\$40,000
	<b>\$12,392,452</b>	<b>\$2,363,000</b>	<b>\$10,029,452</b>

**FY 2018 - Repair/Replace/Maint - Vehicles & Equipment**

	<b>Cost</b>	<b>Outside Funding</b>	<b>Net Cost</b>
Emergency Management	\$120,500	\$0	\$120,500
Engineer	\$30,000	\$5,000	\$25,000
Facilities Maintenance	\$297,500	\$0	\$297,500
Housing	\$0	\$0	\$0
<b>Fund 10</b> Information Technology	\$32,800	\$0	\$32,800
Pathways	\$0	\$0	\$0
Planning & Building	\$28,000	\$0	\$28,000
Public Health	\$0	\$0	\$0
Road & Levee	\$35,000	\$0	\$35,000
Sheriff	\$267,530	\$0	\$267,530
<b>Fund 11 - Fire/EMS</b>	\$458,870	\$0	\$458,870
<b>Fund 13 - Fire/EMS</b>	\$0	\$0	\$0
<b>Fund 16 - E911</b>	\$0	\$0	\$0
<b>Fund 19 - Parks &amp; Recreation</b>	\$201,000	\$0	\$201,000
<b>Fund 30 - ISWR</b>	\$244,100	\$0	\$244,100
<b>Fund 32 - Fair</b>	\$91,000	\$0	\$91,000
	<b>\$1,806,300</b>	<b>\$5,000</b>	<b>\$1,801,300</b>

**Teton County Capital Improvement Plan  
FY 2019 Dashboard**

<b>FY 2019</b>	<b>Cost</b>	<b>Outside Funding</b>	<b>Net Cost</b>
<b>New Projects</b>	\$9,105,000	\$700,980	\$8,404,020
<b>New Vehicles &amp; Equipment</b>	\$204,000	\$0	\$204,000
<b>Repair/Replace Assets</b>	\$5,968,200	\$563,000	\$5,405,200
<b>Repair/Replace Vehicles</b>	\$2,188,830	\$0	\$2,188,830
<b>Total</b>	<b>\$17,466,030</b>	<b>\$1,263,980</b>	<b>\$16,202,050</b>



**Teton County Capital Improvement Plan  
FY 2019 Dashboard**

**FY2019 - New Projects**

	<b>Cost</b>	<b>Outside Funding</b>	<b>Net Cost</b>
<b>Emergency Management</b>	\$0	\$0	\$0
<b>Engineer</b>	\$2,750,000	\$450,000	\$2,300,000
<b>Facilities Maintenance</b>	\$150,000	\$0	\$150,000
<b>Housing</b>	\$0		\$0
<b>Fund 10 Information Technology</b>	\$85,000	\$0	\$85,000
<b>Pathways</b>	\$200,000	\$180,980	\$19,020
<b>Planning</b>	\$0	\$0	\$0
<b>Public Health</b>	\$0	\$0	\$0
<b>Road &amp; Levee</b>	\$1,500,000	\$0	\$1,500,000
<b>Sheriff</b>	\$0	\$0	\$0
<b>Fund 11 - Fire/EMS</b>	\$0	\$0	\$0
<b>Fund 13 - Fire/EMS</b>	\$0	\$0	\$0
<b>Fund 16 - E911</b>	\$0	\$0	\$0
<b>Fund 19 - Parks &amp; Recreation</b>	\$1,360,000	\$70,000	\$1,290,000
<b>Fund 30 - ISWR</b>	\$0	\$0	\$0
<b>Fund 32 - Fair</b>	\$3,060,000	\$0	\$3,060,000
	<b>\$9,105,000</b>	<b>\$700,980</b>	<b>\$8,404,020</b>

**FY2019 - New Vehicles & Equipment**

	<b>Cost</b>	<b>Outside Funding</b>	<b>Net Cost</b>
<b>Emergency Management</b>	\$0	\$0	\$0
<b>Engineer</b>	\$0	\$0	\$0
<b>Facilities Maintenance</b>	\$0	\$0	\$0
<b>Housing</b>	\$0	\$0	\$0
<b>Fund 10 Information Technology</b>	\$0	\$0	\$0
<b>Pathways</b>	\$ 15,000	\$0	\$15,000
<b>Planning</b>	\$0	\$0	\$0
<b>Public Health</b>	\$26,000	\$0	\$26,000
<b>Road &amp; Levee</b>	\$0	\$0	\$0
<b>Sheriff</b>	\$0	\$0	\$0
<b>Fund 11 - Fire/EMS</b>	\$0	\$0	\$0
<b>Fund 13 - Fire/EMS</b>	\$44,000	\$0	\$44,000
<b>Fund 16 - E911</b>	\$0	\$0	\$0
<b>Fund 19 - Parks &amp; Recreation</b>	\$69,000	\$0	\$69,000
<b>Fund 30 - ISWR</b>	\$50,000	\$0	\$50,000
<b>Fund 32 - Fair</b>	\$0	\$0	\$0
	<b>\$204,000</b>	<b>\$0</b>	<b>\$204,000</b>

**Teton County Capital Improvement Plan**

**FY 2019 Dashboard**

**FY 2019 - Repair/Replace/Maint - Assets**

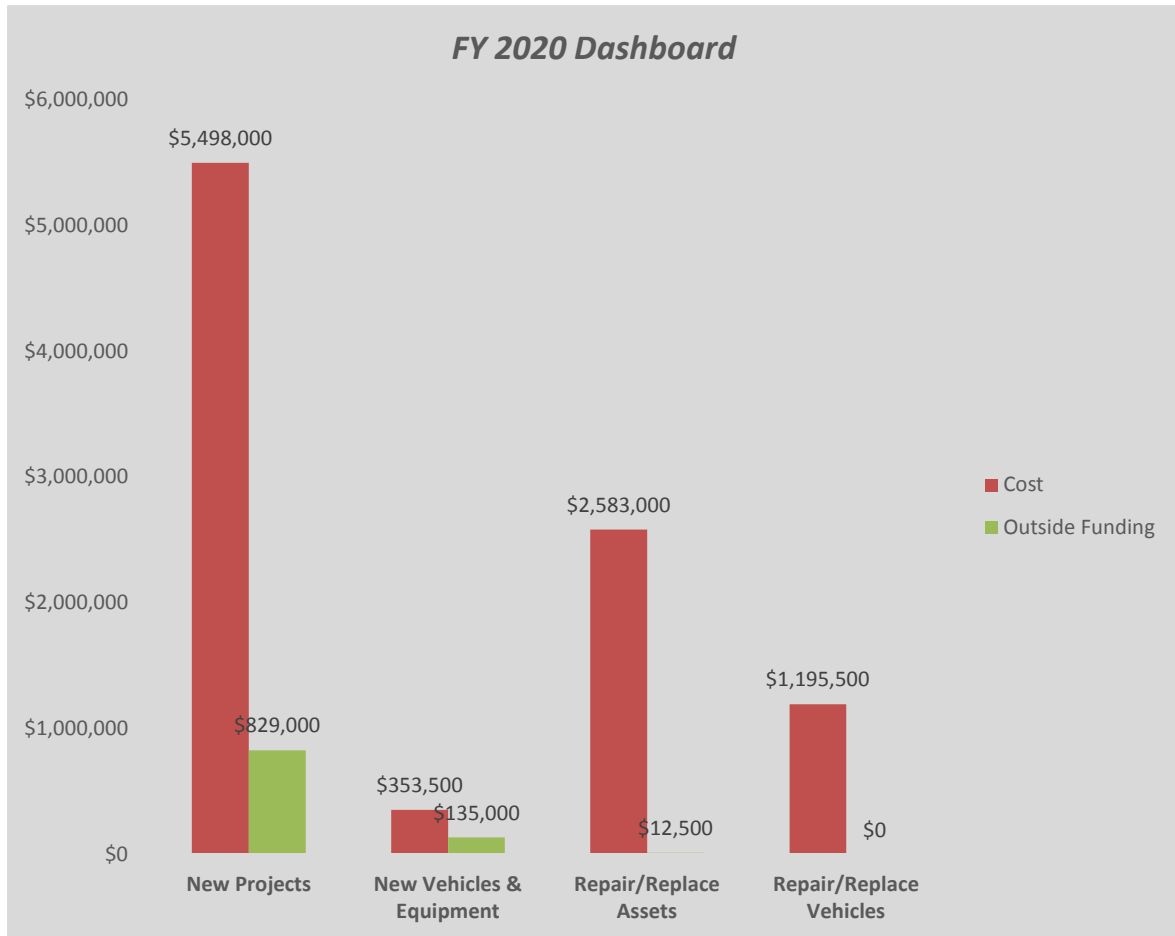
	<b>Cost</b>	<b>Outside Funding</b>	<b>Net Cost</b>
<b>Emergency Management</b>	\$0	\$0	\$0
<b>Engineer</b>	\$1,200,000	\$0	\$1,200,000
<b>Facilities Maintenance</b>	\$300,000	\$0	\$300,000
<b>Housing</b>	\$0	\$0	\$0
<b>Fund 10 Information Technology</b>	\$0	\$0	\$0
<b>Pathways</b>	\$265,000	\$0	\$265,000
<b>Planning &amp; Building</b>	\$0	\$0	\$0
<b>Public Health</b>	\$0	\$0	\$0
<b>Road &amp; Levee</b>	\$3,365,000	\$563,000	\$2,802,000
<b>Sheriff</b>	\$10,000	\$0	\$10,000
<b>Fund 11 - Fire/EMS</b>	\$0	\$0	\$0
<b>Fund 13 - Fire/EMS</b>	\$145,000	\$0	\$145,000
<b>Fund 16 - E911</b>	\$0	\$0	\$0
<b>Fund 19 - Parks &amp; Recreation</b>	\$ 683,200.00	\$0	\$683,200
<b>Fund 30 - ISWR</b>	\$0	\$0	\$0
<b>Fund 32 - Fair</b>	\$0	\$0	\$0
	<b>\$5,968,200</b>	<b>\$563,000</b>	<b>\$5,405,200</b>

**FY 2019 - Repair/Replace/Maint - Vehicles & Equipment**

	<b>Cost</b>	<b>Outside Funding</b>	<b>Net Cost</b>
<b>Emergency Management</b>	\$102,500	\$0	\$102,500
<b>Engineer</b>	\$0	\$0	\$0
<b>Facilities Maintenance</b>	\$320,000	\$0	\$320,000
<b>Housing</b>	\$0	\$0	\$0
<b>Fund 10 Information Technology</b>	\$39,000	\$0	\$39,000
<b>Pathways</b>	\$0	\$0	\$0
<b>Plannng &amp; Building</b>	\$28,000	\$0	\$28,000
<b>Public Health</b>	\$0	\$0	\$0
<b>Road &amp; Levee</b>	\$0	\$0	\$0
<b>Sheriff</b>	\$261,780	\$0	\$261,780
<b>Fund 11 - Fire/EMS</b>	\$1,000,550	\$0	\$1,000,550
<b>Fund 13 - Fire/EMS</b>	\$0	\$0	\$0
<b>Fund 16 - E911</b>	\$0	\$0	\$0
<b>Fund 19 - Parks &amp; Recreation</b>	\$264,000	\$0	\$264,000
<b>Fund 30 - ISWR</b>	\$73,000	\$0	\$73,000
<b>Fund 32 - Fair</b>	\$100,000	\$0	\$100,000
	<b>\$2,188,830</b>	<b>\$0</b>	<b>\$2,188,830</b>

**Teton County Capital Improvement Plan  
FY 2020 Dashboard**

<b>FY 2020</b>	<b>Cost</b>	<b>Outside Funding</b>	<b>Net Cost</b>
<b>New Projects</b>	\$5,498,000	\$829,000	\$4,669,000
<b>New Vehicles &amp; Equipment</b>	\$353,500	\$135,000	\$218,500
<b>Repair/Replace Assets</b>	\$2,583,000	\$12,500	\$2,570,500
<b>Repair/Replace Vehicles</b>	\$1,195,500	\$0	\$1,195,500
<b>Total</b>	<b>\$9,630,000</b>	<b>\$976,500</b>	<b>\$8,653,500</b>



**Teton County Capital Improvement Plan  
FY 2020 Dashboard**

<b>FY2020 - New Projects</b>			
	<b>Cost</b>	<b>Outside Funding</b>	<b>Net Cost</b>
<b>Fund 10</b>			
Emergency Management	\$0	\$0	\$0
Engineer	\$4,000,000	\$450,000	\$3,550,000
Facilities Maintenance	\$150,000	\$0	\$150,000
Housing	\$0	\$0	\$0
Information Technology	\$78,000	\$0	\$78,000
Pathways	\$270,000	\$244,000	\$26,000
Planning	\$0	\$0	\$0
Public Health	\$0	\$0	\$0
Road & Levee	\$0	\$0	\$0
Sheriff	\$0	\$0	\$0
Fund 11 - Fire/EMS	\$0	\$0	\$0
Fund 13 - Fire/EMS	\$0	\$0	\$0
Fund 16 - E911	\$20,000	\$0	\$20,000
Fund 19 - Parks & Recreation	\$830,000	\$135,000	\$695,000
Fund 30 - ISWR	\$0	\$0	\$0
Fund 32 - Fair	\$150,000	\$0	\$150,000
	<b>\$5,498,000</b>	<b>\$829,000</b>	<b>\$4,669,000</b>

<b>FY2020 - New Vehicles &amp; Equipment</b>			
	<b>Cost</b>	<b>Outside Funding</b>	<b>Net Cost</b>
<b>Fund 10</b>			
Emergency Management	\$0	\$0	\$0
Engineer	\$0	\$0	\$0
Facilities Maintenance	\$0	\$0	\$0
Housing	\$0	\$0	\$0
Information Technology	\$0	\$0	\$0
Pathways	\$0	\$0	\$0
Planning	\$0	\$0	\$0
Public Health	\$0	\$0	\$0
Road & Levee	\$0	\$0	\$0
Sheriff	\$0	\$0	\$0
Fund 11 - Fire/EMS	\$0	\$0	\$0
Fund 13 - Fire/EMS	\$44,000	\$0	\$44,000
Fund 16 - E911	\$0	\$0	\$0
Fund 19 - Parks & Recreation	\$309,500	\$135,000	\$174,500
Fund 30 - ISWR	\$0	\$0	\$0
Fund 32 - Fair	\$0	\$0	\$0
	<b>\$353,500</b>	<b>\$135,000</b>	<b>\$218,500</b>

**Teton County Capital Improvement Plan**

**FY 2020 Dashboard**

**FY 2020 - Repair/Replace/Maint - Assets**

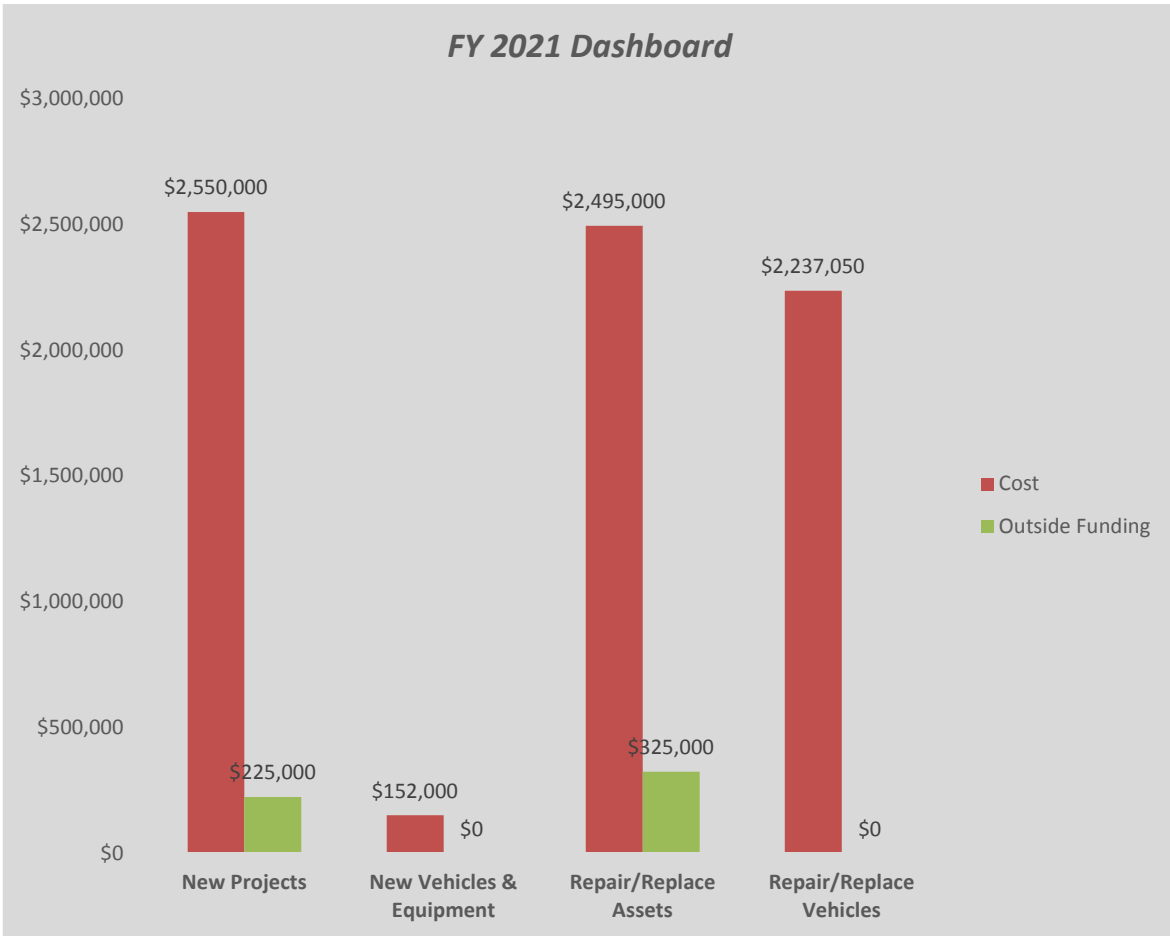
	<b>Cost</b>	<b>Outside Funding</b>	<b>Net Cost</b>
<b>Emergency Management</b>	\$0	\$0	\$0
<b>Engineer</b>	\$0	\$0	\$0
<b>Facilities Maintenance</b>	\$115,000	\$0	\$115,000
<b>Housing</b>	\$0	\$0	\$0
<b>Fund 10 Information Technology</b>	\$0	\$0	\$0
<b>Pathways</b>	\$265,000	\$0	\$265,000
<b>Planning &amp; Building</b>	\$0	\$0	\$0
<b>Public Health</b>	\$0	\$0	\$0
<b>Road &amp; Levee</b>	\$1,655,000	\$0	\$1,655,000
<b>Sheriff</b>	\$22,000	\$0	\$22,000
<b>Fund 11 - Fire/EMS</b>	\$0	\$0	\$0
<b>Fund 13 - Fire/EMS</b>	\$265,000	\$0	\$265,000
<b>Fund 16 - E911</b>	\$0	\$0	\$0
<b>Fund 19 - Parks &amp; Recreation</b>	\$246,000	\$12,500	\$233,500
<b>Fund 30 - ISWR</b>	\$5,000	\$0	\$5,000
<b>Fund 32 - Fair</b>	\$10,000	\$0	\$10,000
	<b>\$2,583,000</b>	<b>\$12,500</b>	<b>\$2,570,500</b>

**FY 2020 - Repair/Replace/Maint - Vehicles & Equipment**

	<b>Cost</b>	<b>Outside Funding</b>	<b>Net Cost</b>
<b>Emergency Management</b>	\$22,500	\$0	\$22,500
<b>Engineer</b>	\$0	\$0	\$0
<b>Facilities Maintenance</b>	\$0	\$0	\$0
<b>Housing</b>	\$0	\$0	\$0
<b>Fund 10 Information Technology</b>	\$83,400	\$0	\$83,400
<b>Pathways</b>	\$0	\$0	\$0
<b>Plannng &amp; Building</b>	\$0	\$0	\$0
<b>Public Health</b>	\$0	\$0	\$0
<b>Road &amp; Levee</b>	\$0	\$0	\$0
<b>Sheriff</b>	\$288,280	\$0	\$288,280
<b>Fund 11 - Fire/EMS</b>	\$600,820	\$0	\$600,820
<b>Fund 13 - Fire/EMS</b>	\$0	\$0	\$0
<b>Fund 16 - E911</b>	\$0	\$0	\$0
<b>Fund 19 - Parks &amp; Recreation</b>	\$145,000	\$0	\$145,000
<b>Fund 30 - ISWR</b>	\$55,500	\$0	\$55,500
<b>Fund 32 - Fair</b>	\$0	\$0	\$0
	<b>\$1,195,500</b>	<b>\$0</b>	<b>\$1,195,500</b>

**Teton County Capital Improvement Plan  
FY 2021 Project Dashboard**

<b>FY 2021</b>	<b>Cost</b>	<b>Outside Funding</b>	<b>Net Cost</b>
<b>New Projects</b>	\$2,550,000	\$225,000	\$2,325,000
<b>New Vehicles &amp; Equipment</b>	\$152,000	\$0	\$152,000
<b>Repair/Replace Assets</b>	\$2,495,000	\$325,000	\$2,170,000
<b>Repair/Replace Vehicles</b>	\$2,237,050	\$0	\$2,237,050
<b>Total</b>	<b>\$7,434,050</b>	<b>\$550,000</b>	<b>\$6,884,050</b>



**Teton County Capital Improvement Plan  
FY 2021 Project Dashboard**

**FY2021 - New Projects**

	<b>Cost</b>	<b>Outside Funding</b>	<b>Net Cost</b>
<b>Fund 10</b>			
Emergency Management	\$0	\$0	\$0
Engineer	\$1,650,000	\$0	\$1,650,000
Facilities Maintenance	\$0	\$0	\$0
Housing	\$0	\$0	\$0
Information Technology	\$0	\$0	\$0
Pathways	\$0	\$0	\$0
Planning	\$0	\$0	\$0
Public Health	\$0	\$0	\$0
Road & Levee	\$0	\$0	\$0
Sheriff	\$0	\$0	\$0
Fund 11 - Fire/EMS	\$0	\$0	\$0
Fund 13 - Fire/EMS	\$0	\$0	\$0
Fund 16 - E911	\$0	\$0	\$0
Fund 19 - Parks & Recreation	\$400,000	\$225,000	\$175,000
Fund 30 - ISWR	\$0	\$0	\$0
Fund 32 - Fair	\$500,000	\$0	\$500,000
	<b>\$2,550,000</b>	<b>\$225,000</b>	<b>\$2,325,000</b>

**FY2021 - New Vehicles & Equipment**

	<b>Cost</b>	<b>Outside Funding</b>	<b>Net Cost</b>
<b>Fund 10</b>			
Emergency Management	\$0	\$0	\$0
Engineer	\$0	\$0	\$0
Facilities Maintenance	\$0	\$0	\$0
Housing	\$0	\$0	\$0
Information Technology	\$0	\$0	\$0
Pathways	\$0	\$0	\$0
Planning	\$0	\$0	\$0
Public Health	\$26,000	\$0	\$26,000
Road & Levee	\$0	\$0	\$0
Sheriff	\$0	\$0	\$0
Fund 11 - Fire/EMS	\$0	\$0	\$0
Fund 13 - Fire/EMS	\$0	\$0	\$0
Fund 16 - E911	\$0	\$0	\$0
Fund 19 - Parks & Recreation	\$126,000	\$0	\$126,000
Fund 30 - ISWR	\$0	\$0	\$0
Fund 32 - Fair	\$0	\$0	\$0
	<b>\$152,000</b>	<b>\$0</b>	<b>\$152,000</b>

**Teton County Capital Improvement Plan**

**FY 2021 Project Dashboard**

**FY 2021 - Repair/Replace/Maint - Assets**

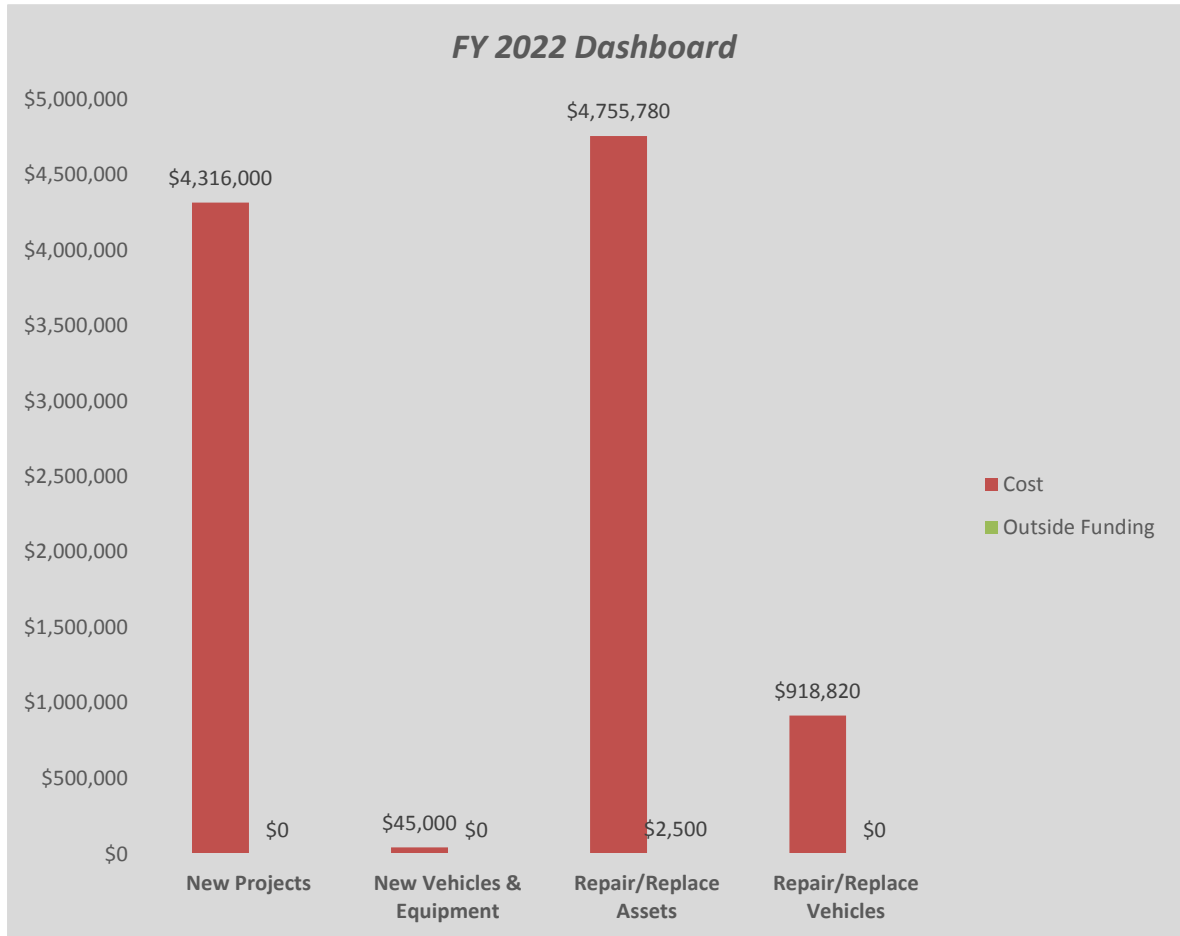
	<b>Cost</b>	<b>Outside Funding</b>	<b>Net Cost</b>
<b>Emergency Management</b>	\$0	\$0	\$0
<b>Engineer</b>	\$0	\$0	\$0
<b>Facilities Maintenance</b>	\$70,000	\$0	\$70,000
<b>Housing</b>	\$0	\$0	\$0
<b>Fund 10 Information Technology</b>	\$0	\$0	\$0
<b>Pathways</b>	\$265,000	\$0	\$265,000
<b>Planning &amp; Building</b>	\$0	\$0	\$0
<b>Public Health</b>	\$0	\$0	\$0
<b>Road &amp; Levee</b>	\$1,255,000	\$0	\$1,255,000
<b>Sheriff</b>	\$0	\$0	\$0
<b>Fund 11 - Fire/EMS</b>	\$0	\$0	\$0
<b>Fund 13 - Fire/EMS</b>	\$145,000	\$0	\$145,000
<b>Fund 16 - E911</b>	\$0	\$0	\$0
<b>Fund 19 - Parks &amp; Recreation</b>	\$760,000	\$325,000	\$435,000
<b>Fund 30 - ISWR</b>	\$0	\$0	\$0
<b>Fund 32 - Fair</b>	\$0	\$0	\$0
	<b>\$2,495,000</b>	<b>\$325,000</b>	<b>\$2,170,000</b>

**FY 2021 - Repair/Replace/Maint - Vehicles & Equipment**

	<b>Cost</b>	<b>Outside Funding</b>	<b>Net Cost</b>
<b>Emergency Management</b>	\$19,000	\$0	\$19,000
<b>Engineer</b>	\$0	\$0	\$0
<b>Facilities Maintenance</b>	\$300,000	\$0	\$300,000
<b>Housing</b>	\$0	\$0	\$0
<b>Fund 10 Information Technology</b>	\$98,950	\$0	\$98,950
<b>Pathways</b>	\$0	\$0	\$0
<b>Plannng &amp; Building</b>	\$28,000	\$0	\$28,000
<b>Public Health</b>	\$0	\$0	\$0
<b>Road &amp; Levee</b>	\$0	\$0	\$0
<b>Sheriff</b>	\$284,280	\$0	\$284,280
<b>Fund 11 - Fire/EMS</b>	\$635,820	\$0	\$635,820
<b>Fund 13 - Fire/EMS</b>	\$0	\$0	\$0
<b>Fund 16 - E911</b>	\$0	\$0	\$0
<b>Fund 19 - Parks &amp; Recreation</b>	\$291,000	\$0	\$291,000
<b>Fund 30 - ISWR</b>	\$580,000	\$0	\$580,000
<b>Fund 32 - Fair</b>	\$0	\$0	\$0
	<b>\$2,237,050</b>	<b>\$0</b>	<b>\$2,237,050</b>

**Teton County Capital Improvement Plan  
FY 2022 Dashboard**

<b>FY 2022</b>	<b>Cost</b>	<b>Outside Funding</b>	<b>Net Cost</b>
<b>New Projects</b>	\$4,316,000	\$0	\$4,316,000
<b>New Vehicles &amp; Equipment</b>	\$45,000	\$0	\$45,000
<b>Repair/Replace Assets</b>	\$4,755,780	\$2,500	\$4,753,280
<b>Repair/Replace Vehicles</b>	\$918,820	\$0	\$918,820
<b>Total</b>	<b>\$10,035,600</b>	<b>\$2,500</b>	<b>\$10,033,100</b>



**Teton County Capital Improvement Plan  
FY 2022 Dashboard**

**FY2022 - New Projects**

	<b>Cost</b>	<b>Outside Funding</b>	<b>Net Cost</b>
<b>Fund 10</b>			
Emergency Management	\$0	\$0	\$0
Engineer	\$3,500,000	\$0	\$3,500,000
Facilities Maintenance	\$0	\$0	\$0
Housing	\$0	\$0	\$0
Information Technology	\$0	\$0	\$0
Pathways	\$0	\$0	\$0
Planning	\$0	\$0	\$0
Public Health	\$0	\$0	\$0
Road & Levee	\$0	\$0	\$0
Sheriff	\$0	\$0	\$0
Fund 11 - Fire/EMS	\$0	\$0	\$0
Fund 13 - Fire/EMS	\$0	\$0	\$0
Fund 16 - E911	\$16,000	\$0	\$16,000
Fund 19 - Parks & Recreation	\$750,000	\$0	\$750,000
Fund 30 - ISWR	\$0	\$0	\$0
Fund 32 - Fair	\$50,000	\$0	\$50,000
	<b>\$4,316,000</b>	<b>\$0</b>	<b>\$4,316,000</b>

**FY2022 - New Vehicles & Equipment**

	<b>Cost</b>	<b>Outside Funding</b>	<b>Net Cost</b>
<b>Fund 10</b>			
Emergency Management	\$0	\$0	\$0
Engineer	\$0	\$0	\$0
Facilities Maintenance	\$0	\$0	\$0
Housing	\$0	\$0	\$0
Information Technology	\$0	\$0	\$0
Pathways	\$0	\$0	\$0
Planning	\$0	\$0	\$0
Public Health	\$0	\$0	\$0
Road & Levee	\$0	\$0	\$0
Sheriff	\$0	\$0	\$0
Fund 11 - Fire/EMS	\$0	\$0	\$0
Fund 13 - Fire/EMS	\$0	\$0	\$0
Fund 16 - E911	\$0	\$0	\$0
Fund 19 - Parks & Recreation	\$36,000	\$0	\$36,000
Fund 30 - ISWR	\$9,000	\$0	\$9,000
Fund 32 - Fair	\$0	\$0	\$0
	<b>\$45,000</b>	<b>\$0</b>	<b>\$45,000</b>

**Teton County Capital Improvement Plan**

**FY 2022 Dashboard**

**FY 2022 - Repair/Replace/Maint - Assets**

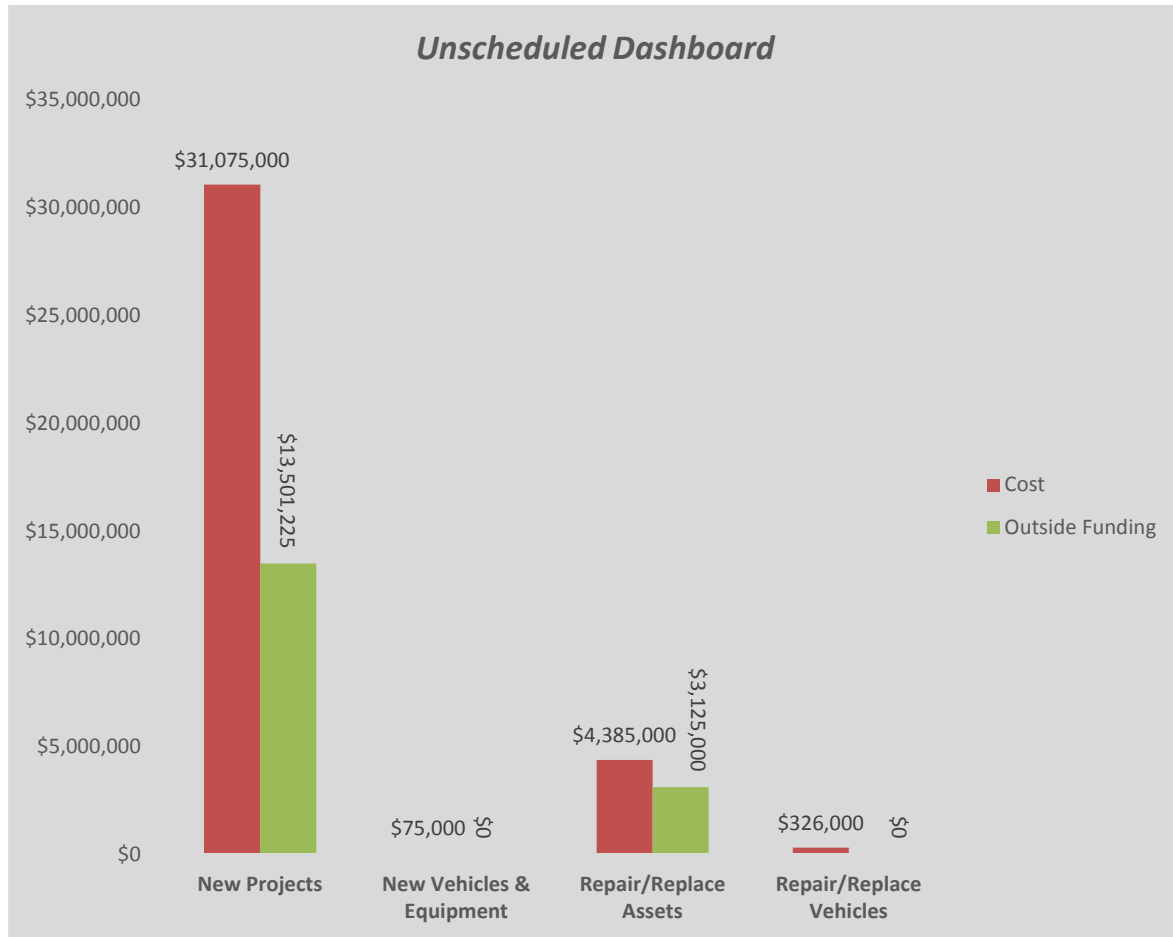
	<b>Cost</b>	<b>Outside Funding</b>	<b>Net Cost</b>
<b>Emergency Management</b>	\$10,000	\$0	\$10,000
<b>Engineer</b>	\$0	\$0	\$0
<b>Facilities Maintenance</b>	\$4,150,000	\$0	\$4,150,000
<b>Housing</b>	\$0	\$0	\$0
<b>Fund 10 Information Technology</b>	\$0	\$0	\$0
<b>Pathways</b>	\$265,000	\$0	\$265,000
<b>Planning &amp; Building</b>	\$0	\$0	\$0
<b>Public Health</b>	\$7,500	\$0	\$7,500
<b>Road &amp; Levee</b>	\$0	\$0	\$0
<b>Sheriff</b>	\$35,280	\$0	\$35,280
<b>Fund 11 - Fire/EMS</b>	\$0	\$0	\$0
<b>Fund 13 - Fire/EMS</b>	\$0	\$0	\$0
<b>Fund 16 - E911</b>	\$0	\$0	\$0
<b>Fund 19 - Parks &amp; Recreation</b>	\$288,000	\$2,500	\$285,500
<b>Fund 30 - ISWR</b>	\$0	\$0	\$0
<b>Fund 32 - Fair</b>	\$0	\$0	\$0
	<b>\$4,755,780</b>	<b>\$2,500</b>	<b>\$4,753,280</b>

**FY 2022 - Repair/Replace/Maint - Vehicles & Equipment**

	<b>Cost</b>	<b>Outside Funding</b>	<b>Net Cost</b>
<b>Emergency Management</b>	\$0	\$0	\$0
<b>Engineer</b>	\$0	\$0	\$0
<b>Facilities Maintenance</b>	\$300,000	\$0	\$300,000
<b>Housing</b>	\$0	\$0	\$0
<b>Fund 10 Information Technology</b>	\$10,000	\$0	\$10,000
<b>Pathways</b>	\$0	\$0	\$0
<b>Plannng &amp; Building</b>	\$0	\$0	\$0
<b>Public Health</b>	\$0	\$0	\$0
<b>Road &amp; Levee</b>	\$0	\$0	\$0
<b>Sheriff</b>	\$275,000	\$0	\$275,000
<b>Fund 11 - Fire/EMS</b>	\$110,820	\$0	\$110,820
<b>Fund 13 - Fire/EMS</b>	\$0	\$0	\$0
<b>Fund 16 - E911</b>	\$0	\$0	\$0
<b>Fund 19 - Parks &amp; Recreation</b>	\$113,000	\$0	\$113,000
<b>Fund 30 - ISWR</b>	\$110,000	\$0	\$110,000
<b>Fund 32 - Fair</b>	\$0	\$0	\$0
	<b>\$918,820</b>	<b>\$0</b>	<b>\$918,820</b>

**Teton County Capital Improvement Plan**  
**Unscheduled Dashboard**

<i>Unscheduled</i>	<i>Cost</i>	<i>Outside Funding</i>	<i>Net Cost</i>
<b>New Projects</b>	\$31,075,000	\$13,501,225	\$17,573,775
<b>New Vehicles &amp; Equipment</b>	\$75,000	\$0	\$75,000
<b>Repair/Replace Assets</b>	\$4,385,000	\$3,125,000	\$1,260,000
<b>Repair/Replace Vehicles</b>	\$326,000	\$0	\$326,000
	<b>\$35,861,000</b>	<b>\$16,626,225</b>	<b>\$19,234,775</b>



**Teton County Capital Improvement Plan  
Unscheduled Dashboard**

**Unscheduled - New Projects**

	<b>Cost</b>	<b>Outside Funding</b>	<b>Net Cost</b>
<b>Fund 10</b>			
Emergency Management	\$0	\$0	\$0
Engineer	\$0	\$0	\$0
Facilities Maintenance	\$0	\$0	\$0
Housing	\$0	\$0	\$0
Information Technology	\$0	\$0	\$0
Pathways	\$750,000	\$226,225	\$523,775
Planning	\$0	\$0	\$0
Public Health	\$0	\$0	\$0
Road & Levee	\$0	\$0	\$0
Sheriff	\$0	\$0	\$0
Fund 11 - Fire/EMS	\$16,100,000	\$100,000	\$16,000,000
Fund 13 - Fire/EMS	\$0	\$0	\$0
Fund 16 - E911	\$0	\$0	\$0
Fund 19 - Parks & Recreation	\$13,900,000	\$13,150,000	\$750,000
Fund 30 - ISWR	\$325,000	\$25,000	\$300,000
Fund 32 - Fair	\$0	\$0	\$0
	<b>\$31,075,000</b>	<b>\$13,501,225</b>	<b>\$17,573,775</b>

**Unscheduled - New Vehicles & Equipment**

	<b>Cost</b>	<b>Outside Funding</b>	<b>Net Cost</b>
<b>Fund 10</b>			
Emergency Management	\$0	\$0	\$0
Engineer	\$0	\$0	\$0
Facilities Maintenance	\$0	\$0	\$0
Housing	\$0	\$0	\$0
Information Technology	\$0	\$0	\$0
Pathways	\$0	\$0	\$0
Planning	\$0	\$0	\$0
Public Health	\$0	\$0	\$0
Road & Levee	\$0	\$0	\$0
Sheriff	\$0	\$0	\$0
Fund 11 - Fire/EMS	\$0	\$0	\$0
Fund 13 - Fire/EMS	\$0	\$0	\$0
Fund 16 - E911	\$0	\$0	\$0
Fund 19 - Parks & Recreation	\$75,000	\$0	\$75,000
Fund 30 - ISWR	\$0	\$0	\$0
Fund 32 - Fair	\$0	\$0	\$0
	<b>\$75,000</b>	<b>\$0</b>	<b>\$75,000</b>

**Teton County Capital Improvement Plan**  
**Unscheduled Dashboard**

**Unscheduled - Repair/Replace/Maint - Assets**

	<b>Cost</b>	<b>Outside Funding</b>	<b>Net Cost</b>
<b>Emergency Management</b>	\$10,000	\$0	\$10,000
<b>Engineer</b>	\$0	\$0	\$0
<b>Facilities Maintenance</b>	\$0	\$0	\$0
<b>Housing</b>	\$0	\$0	\$0
<b>Fund 10 Information Technology</b>	\$0	\$0	\$0
<b>Pathways</b>	\$0	\$0	\$0
<b>Planning &amp; Building</b>	\$0	\$0	\$0
<b>Public Health</b>	\$0	\$0	\$0
<b>Road &amp; Levee</b>	\$0	\$0	\$0
<b>Sheriff</b>	\$0	\$0	\$0
<b>Fund 11 - Fire/EMS</b>	\$0	\$0	\$0
<b>Fund 13 - Fire/EMS</b>	\$0	\$0	\$0
<b>Fund 16 - E911</b>	\$0	\$0	\$0
<b>Fund 19 - Parks &amp; Recreation</b>	\$4,375,000	\$3,125,000	\$1,250,000
<b>Fund 30 - ISWR</b>	\$0	\$0	\$0
<b>Fund 32 - Fair</b>	\$0	\$0	\$0
	<b>\$4,385,000</b>	<b>\$3,125,000</b>	<b>\$1,260,000</b>

**Unscheduled - Repair/Replace/Maint - Vehicles & Equipment**

	<b>Cost</b>	<b>Outside Funding</b>	<b>Net Cost</b>
<b>Emergency Management</b>	\$0	\$0	\$0
<b>Engineer</b>	\$0	\$0	\$0
<b>Facilities Maintenance</b>	\$60,000	\$0	\$60,000
<b>Housing</b>	\$0	\$0	\$0
<b>Fund 10 Information Technology</b>	\$0	\$0	\$0
<b>Pathways</b>	\$0	\$0	\$0
<b>Planning &amp; Building</b>	\$0	\$0	\$0
<b>Public Health</b>	\$0	\$0	\$0
<b>Road &amp; Levee</b>	\$0	\$0	\$0
<b>Sheriff</b>	\$0	\$0	\$0
<b>Fund 11 - Fire/EMS</b>	\$0	\$0	\$0
<b>Fund 13 - Fire/EMS</b>	\$0	\$0	\$0
<b>Fund 16 - E911</b>	\$0	\$0	\$0
<b>Fund 19 - Parks &amp; Recreation</b>	\$266,000	\$0	\$266,000
<b>Fund 30 - ISWR</b>	\$0	\$0	\$0
<b>Fund 32 - Fair</b>	\$0	\$0	\$0
	<b>\$326,000</b>	<b>\$0</b>	<b>\$326,000</b>